



# GABLE 6 LIGHT CHANDELIER

## PRODUCT FEATURES

- Canopy ships with 12 feet of cable per pendant which can be easily cut in the field
- Each port in the canopy comes with a plug to cover an unused ports
- Pendant feature a quick-connect simplifying installation
- Optional spacers and pendant accessories facilitate unique geometries while adding depth and dimension to this stunning collection.
- This item is made of natural brass. It is a living finish that will patina and warm with age which adds richness. If it gets an uneven patina or spots, a brass cleaner can restore the finish
- Protected by a 5-year warranty. Please visit the "About Us" Page on [techlighting.com](http://techlighting.com) for more for warranty details



Black



Black



Natural Brass

## LAMPING

Includes 120V-277V 25.8 watts, 1794 delivered lumens, 3000K LED module. Dimmable with most LED compatible ELV and TRIAC dimmers. Ships with 12 feet of field-cutttable matte black cord. Can be installed on a sloped ceiling up to 45° when swag hooks are used.

## ORDERING INFORMATION

700TRSPGBLSHAPE OR SIZE	FINISH	LAMP
6R 6 LIGHT	NB NATURAL BRASS B NIGHTSHADE BLACK	-LED930 INTEGRATED LED 90 CRI 3000K 120V-277V UNV

700TRSPGBL \_\_\_\_\_

JOB NAME \_\_\_\_\_

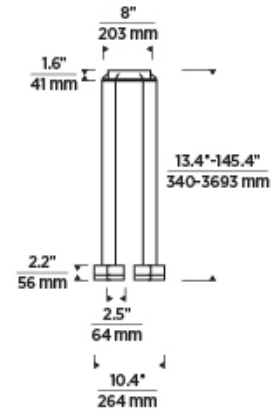
NOTES \_\_\_\_\_



# GABLE 6 LIGHT CHANDELIER

## SPECIFICATIONS

HARDWARE MATERIAL	Metal
SHADE MATERIAL	Crystal
NET WEIGHT	
HEIGHT	2.2in
WIDTH	10.4in
LENGTH	10.4in
UP LIGHT / DOWN LIGHT / BOTH?	
WET LISTED	
DAMP LISTED	Yes
DRY LISTED	
MIN. HANGING HEIGHT	13.4in
MAX HANGING HEIGHT	145.4in
TOTAL CORD LENGTH	144in
TOTAL STEM LENGTH	
STEM QTY	
SLOPED CEILING ADAPTABLE?	N/A
GENERAL LISTING	ETL Listed
INCLUDES	



## LAMPING SPECIFICATIONS

	LED LAMP	INTEGRATED LED	NON LED	NO LAMP
DELIVERED LUMENS		1794		
WATTS		4.3		
MAX WATTAGE PER BULB		25.8W		
INPUT VOLTAGE		Universal 120V-277V		
DIMMING TYPE*		ELV, TRIAC		
CCT		3000K		
CRI		90 CRI		
LED LIFETIME				
L70		>50000		
AVERAGE BULB HOURS				
FIELD SERVICEABLE LED				
LAMP BASE		Integrated LED		
LAMP SHAPE		Integrated LED		
LAMP INCLUDED?		True		
WARRANTY**		5 Years		

\*Dimming information available at [www.techlighting.com/Downloads#dimming](http://www.techlighting.com/Downloads#dimming)

\*\* Visit [techlighting.com](http://techlighting.com) for specific warranty limitations and details.

## T20 / T24 / JA8 INFORMATION

	Integrated LED	Replacement LED Lamp	No Lamp *
This product can be used to comply with California Building Energy Efficiency Standards 2016 Title 24 Part 6 / JA8.	Yes		
This product can be used to comply with California Appliance Efficiency Standards 2016 Title 20 and may be shipped to and sold in California.	N/A		

\* If a light fixture or component does not include a lamp or light source, it is the responsibility of the customer to select a lamp that meets the T24 and T20 requirements.

